



THE CORPORATION OF THE
CITY OF GRAND FORKS

CITY HALL TIMES

City of Grand Forks • P.O. Box 220 • 7217 - 4th Street • Grand Forks, B.C. V0H 1H0

Connecting with the Community



**Best Wishes to you and yours for a
Safe and Happy Holiday Season —
and for an exciting and gratifying 2013!**

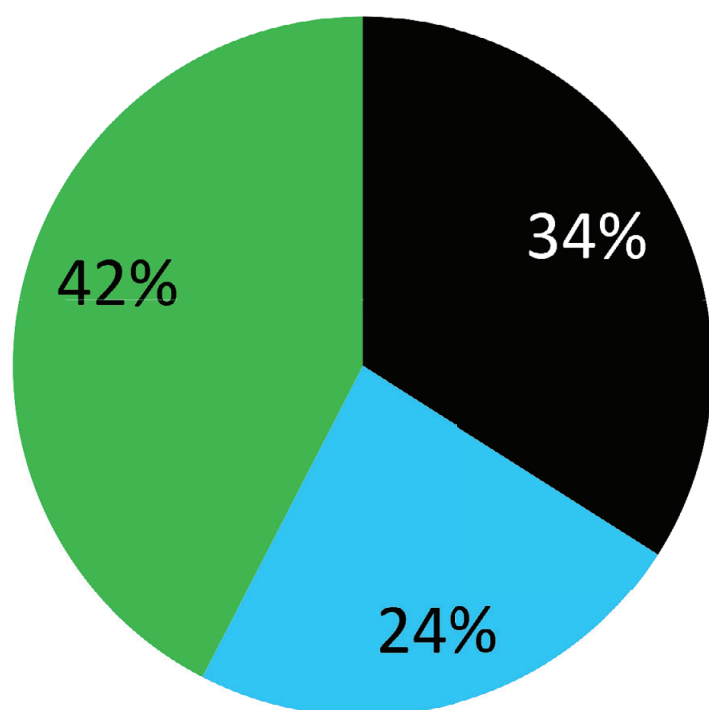
*From Mayor, Council
and the entire staff of City of Grand Forks!*



Grand Forks October Curbside Collection

(by weight)

■ Garbage ■ Recycling ■ Green Bin



Year End Property Tax and Utilities Reminder:

Utilities: Please note that any outstanding balances owing at December 31, 2012 will transfer to Property Tax arrears and accrue daily interest.

Property Tax: Please note that any 2012 current taxes outstanding at December 31, 2012 will transfer to Property Tax arrears and accrue daily interest.



Our Water Department would like to remind everyone that exposed water lines will freeze. We have already experienced temperatures below freezing this year. Thawing of a frozen water service can be very costly and inconvenient.

To prevent frozen water lines please ensure crawl spaces are draft free and protected from winter's cold temperatures.

Being proactive now and taking steps to prevent your water lines from freezing will save you money and will make this winter season more enjoyable.

WOODSTOVE SAFETY TIPS

- Have your wood stove and chimney cleaned and inspected each year prior to heating season.
- Open dampers before starting a fire in a wood stove. Vent your stove properly and insulate vent from flammable materials.
- Use paper and kindling wood to ignite a fire. Do not use lighter fluid, kerosene, or gasoline.
- Keep dry wood away from the stove.
- Always use seasoned wood, at least 6 months old. Remember that slow burning fires can create creosote and soot problems. Small hot fires are more efficient.
- Clean ashes from your stove every week during the heating season. Do not use a vacuum to clean ashes. Put ashes in a metal container and store away from your home and combustibles.
- Inspect your pipes and connections monthly for creosote and soot build-up.

Warning signs of chimney problems:

- Build up of creosote (dripping from base of the chimney or staining of the outer chimney shell).
- Sluggish draft (smoke spilling out when the woodstove door is opened).
- Corrosion of the outer shell of a factory built chimney.
- Deterioration of the brickwork of a masonry chimney

**Have a Happy Holiday Season from
Grand Forks Fire/Rescue**

2013 Bill Payment Schedule

MAILING DATE	BILL DUE DATE
By the last working date of the month below	First Thursday of every other month
December 2012	February 7, 2013
February 2013	April 8, 2013
April 2013 (see note)	June 6, 2013
June 2013	August 1, 2013
August 2013	October 3, 2013
October 2013	December 5, 2013


Note: April due date extended to allow HST transition.

Note: Billing period covered by the April invoice is a shorter period due to implementation of HST being removed and replaced by PST and GST.

Therefore the June invoice will cover a longer period.


How to Create a Newspaper Lining for Your Compost Bin

Step 1




Stack 3 to 4 sheets of unfolded newspaper on top of each other.

Step 2




Fold one corner down to make a triangle. Tear off excess paper.

Step 3



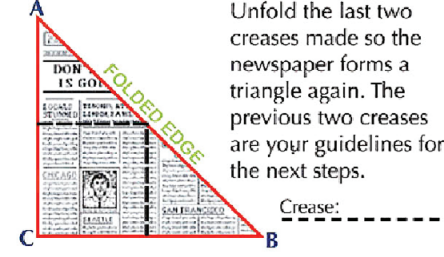
Fold point B to the top of the paper to meet at point C, and make a crease.

Step 4



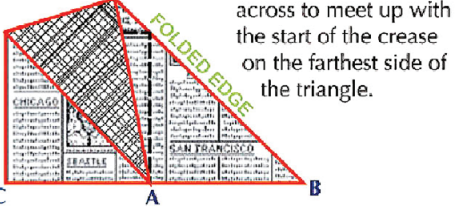
Fold point A to the top of the paper to meet at point B and C, and make a crease. This will form a square.

Step 5



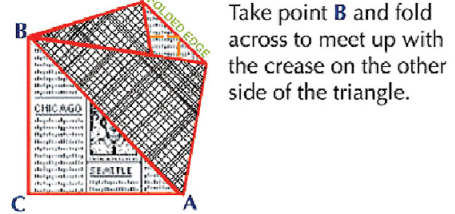
Unfold the last two creases made so the newspaper forms a triangle again. The previous two creases are your guidelines for the next steps.

Step 6



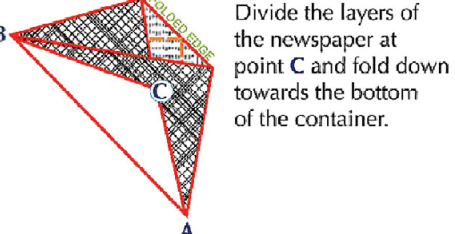
Take point A and fold across to meet up with the start of the crease on the farthest side of the triangle.

Step 7



Take point B and fold across to meet up with the crease on the other side of the triangle.

Step 8



Divide the layers of the newspaper at point C and fold down towards the bottom of the container.



Request for Proposals METAL ART AND FLOWER HANGING BASKETS PROTOTYPE PROJECT

The City is seeking individuals who have the ability to create from a metal medium, a prototype of a metal art or hanging basket that may include metal flowers, leaves or other items for the purpose of a long term solution for hanging displays on some of the light standards within the City.

This pilot project will see those interested in participating, providing a cost quote and design specifications for their rendition of metal art that would compliment within a size ratio to the City’s Light Standard.

The following points are the suggested criteria when considering this prototype project:

CRITERIA

The art must be made with longevity in mind. The purpose of this project is to provide an eye appealing dimensional or good visual depiction from more than one direction, a work art that reflects the community and/or area, and that will remain for years to come with very little maintenance and has a provision for rain and snow drainage for year ‘round display. Suggestions include hanging floral displays, or other metal artwork, which would depict characteristics relevant to our community or area.

The project must be large enough to compliment the City’s light standards and should be a minimum dimension of 30 inches x 30 inches, up to a maximum of 36 inches x 36 inches, and will require the means to provide adequate hanging support to securely hang the project from the City’s light standards and to deter theft.

The metal mix needs to be identified in the request, but is the artist’s choice as long as the medium is geared for longevity. The City is foremostly seeking the artist’s individual creativity and welcomes all suggestions and ideas.

The City may consider the concepts from more than one artist and acceptance of all prototypes will be within the total allotted City funding of \$3,000. The artist will supply, within their request for proposal, the total cost required of their project including any applicable taxes. All accepted prototypes by the City, will become the property of the City.

If the Pilot Project is proven successful, The City of Grand Forks, through its annual budgeting process, may determine to continue this program in the following years and offer opportunities to our valued talented artisans.

Requests for proposals should be submitted either in person to 7217 – 4th Street – Grand Forks City Hall; by mail to: The City of Grand Forks, P.O. Box 220, Grand Forks, BC, V0H 1H0; or via email to dheinrich@grandforks.ca. (Please note: if sending by email, please verify with the writer that your proposal has been received.)

Deadline for submissions is Thursday, December 13th, 2012 at 3:30 PM

If further information is required, please feel free to contact Diane Heinrich, Corporate Officer, for the City of Grand Forks at dheinrich@grandforks.ca or by phone 250-442-8266.